



Next Steps for Domestic Students

Review the checklist below. Each item may have its own deadline.




Pre-arrival:

- Submit the commitment deposit .
- Activate your USC email and NetID. [Link](#)
- Access MyUSC and OASIS. [Link](#)
- Attend department Academic Webinar online (MS only). [Link](#)
- Review the schedule of classes and process to register. [Schedules](#) [Registration](#)
- Review immunizations and screening requirements. [Link](#)
- Register for the Viterbi Orientation/New Student Welcome (Coming Soon).
- Research housing options with both USC Housing and non-USC Housing. [Link](#)

Arrival and Post-arrival:

- Get your USC ID Card. [Link](#)
- Attend Orientation Part I (online)
- Attend Orientation Part II (on campus)
- You may waive USC insurance or add dental coverage (optional). [Link](#)
- Settle your tuition through USCe.pay [Link](#)
- Complete Degree Verification (if applicable). [Link](#)
- Complete Mandatory Training for Graduate Students. [Link](#)

Get Involved!

- Viterbi School:   
- Viterbi Career Connections
- Viterbi Graduate Student Association (VGSA)
- Viterbi Student Engagement
- USC Student Organizations