



## Next Steps for International Students

Review the checklist below. Each item may have its own deadline.




### Pre-arrival:

- Submit the commitment deposit.
- Activate your USC email and NetID. [Link](#)
- Access MyUSC and OASIS. [Link](#)
- Review immunizations and screening requirements. [Link](#)
- Check your English proficiency (This is noted on the admission letter and I-20).  
Please review International Student Exam (ISE) policies. If preferred, you may also take the TOEFL (iBT), IELTS or PTE test again. [Link](#)
- Attend your department Academic Webinar online. [Link](#)
- Register for the Viterbi Orientations/New Student Welcome (Coming Soon).
- Research housing options with both USC Housing and non-USC Housing. [Link](#)
- Bring all original diploma and transcripts to prepare for the degree verification. [Link](#)

### Post-arrival:

- Complete Immigration Status Verification (ISV) and get your USC ID card. [Link](#) [USCard](#)
- Review the schedule of classes and process to register. [Schedules](#) [Registration](#)
- Take the ISE or ITA exam (if applicable).
- Attend Orientation Part I (online)
- Attend Orientation Part II (on campus)
- You may waive USC insurance or add dental coverage (optional). [Link](#)
- Settle your tuition through USCe.pay [Link](#)
- Complete prior degree verification (if applicable). [Link](#)
- Complete Mandatory Training for Graduate Students. [Link](#)

### Get Involved!

- Viterbi School:   
- Viterbi Career Connections
- Viterbi Graduate Student Association (VGSA)
- Viterbi Student Engagement
- USC Student Organizations

**WHAT COMES NEXT**