



Next Steps for International Students

Review the checklist below. Each item may have its own deadline.




Pre-arrival:

- ☐ Submit the commitment deposit.
- ☐ Activate your USC email and NetID. [Link](#)
- ☐ Access MyUSC and OASIS. [Link](#)
- ☐ Review immunizations and screening requirements. [Link](#)
- ☐ Register for the Viterbi Orientations/New Student Welcome (Coming Soon).
- ☐ Research housing options with both USC Housing and non-USC Housing. [Link](#)
- ☐ Bring all original diplomas and transcripts to prepare for the degree verification. [Link](#)

Post-arrival:

- ☐ Complete Immigration Status Verification (ISV) and get your USC ID card. [Link](#) [USCard](#)
- ☐ Review the schedule of classes and process to register. [Schedules](#) [Registration](#)
- ☐ Attend Orientation (on campus).
- ☐ You may waive USC insurance or add dental coverage (optional). [Link](#)
- ☐ Settle your tuition through USCe.pay. [Link](#)
- ☐ Complete prior degree verification (if applicable). [Link](#)
- ☐ Complete Mandatory Training for Graduate Students. [Link](#)

Get Involved!

- ☐ Viterbi School:   
- ☐ Viterbi Career Connections
- ☐ Viterbi Graduate Student Association (VGSA)
- ☐ Viterbi Student Engagement
- ☐ USC Student Organizations